



3 MODELS
 PROVIDE VARIETY
 AND VERSATILITY
 EACH WITH
 SLIGHTLY
 DIFFERENT
 CHARACTERISTICS



RELIABILITY
 SO HIGH YOU CAN
 TAXI TO SHORE
 RE-RUEL AND
 RETURN TO THE
 ACTION TIME
 AFTER TIME.
 COMPLETE REPAIR
 PARTS AVAILABLE.




RUNNING ON SNOW IS POSSIBLE WITH
 A LITTLE MODIFICATION.



COMPETITION - With the reliability of Air Power
 a whole new era is open. Racing, Slalom, Obstacle Courses
 and more. Invent your own! Slow Paced Fun Events or
 All Out Speed. Its quite different when all the engines run.

CUSTOMIZING



Create your own look using materials, paints, and decals from your Hobby Shop or Automotive section of major retail stores



POSSIBILITIES ARE UNLIMITED



Flitecraft



PRESENTS

"AIR BOATING" OUT OF THE BOX!

NEW PRACTICAL APPROACH TO MODEL BOATING!



- .20/.40 Eng. Size
- Wt. Approximately 4 lbs Ready to Run
- Length. Approximately 32"

VOO DOO

STK # VD 502
SIZE 13 1/2" X 29"
34 CM X 74 CM

STEALTH


STK # ST 501
SIZE 13 1/2" X 29"
34 CM X 74 CM

SCREAM'N DEMON

STK # DM 500
SIZE 12 1/2" X 29"
32 CM X 74 CM

EASY TO OPERATE!

3 MODELS TO CHOOSE FROM!



Wide Performance Envelope from Laid Back Cruising to the Specially Equipped Demons that have gone well over 50 M.P.H.

- EASIEST Gas Power Boats to maintain and operate.
- Most COMPLETE Production Boats on the Market.
- No OVERHEATED cranky water drive engines.
- No WEED tangled props.
- AIRPLANE SMOOTH power drastically reduces "Dead in the Water Middle of the Lake Retrieves."
- A NATURAL Racer and Club Competitor.
- BEAUTIFULLY TRIMMED and Appointed.
- SUNKEN HULL Engine Mt. allows SPECTACULAR "HIGH" Speed Turns.
- Ready time 1 hr with "SCREWDRIVER ASSEMBLY".
- THE BOATS come: Completely built, engine mount ready to be installed, fuel tank ready, servo mts. ready, pushrods installed ready to connect. Rudder mounted and connected. Plus: A "BOAT CARRIER" for transportation and maintenance.
- A new level of RUGGEDNESS.
- .20 TO .40 ENGINE SIZE.
- FAST and CONTROLLABLE.
- UNIQUE Design throughout.

AIRBOAT'N can be handled by a wide age group with an experienced modeller handling the engine and **SAFETY DUTIES!**

ACTION! NICE AND EASY OR "RIP-SNORT'N" !



WELCOME TO "AIR-UNLIMITED"!


What is Air Unlimited ?



It is Full Performance inexpensive R/C Boating using Standard Air Plane Engines plus 2 Channel Radios. "No special equipment"! Performance so good in most ways it equals or surpasses other forms of power boating. Extremely positive control from a water rudder. Wide speed envelope from laid back cruising to models that have gone well over 50 M.P.H. with special engines. Reliability that only aircooled Airplane engines can provide. Not unusual to have a lake full of models all with engines running. Rugged Tough Construction. Simplest Radio Installation. Lowest Maintenance and Full Replacement Parts.



- SPECS:**
- Molded Durable RSTP Plastic
 - Fibre Filled Engines & Rudder Mount
 - 31" Length 17.5" Width
 - .40-.45 Engines



WITH *MIC OUTLAW*
**EVERYTHING IS DONE!
 OR NOT!
 IT'S YOUR CHOICE.**

CARRIER INCLUDED



OPTIONAL (3) BOUYS



RADIO READY
 ADD YOUR RADIO & ENGINE!


Version: Factory Custom Built & Custom Painted then Clear Coated for more Durability. Add your Radio/Engine-3Colors available.

READY TIME -1 HOUR



Version: Factory Custom Built and Custom Painted then Clear Coated for more Durability Industry Standard 2 channel Radio & .40 Sport Engine Factory Installed. 3 colors available.

READY TIME-Almost -0-



\$249.95

\$119.95



COLORS: BRANDYWINE BLACK
 FLOURESCENT ORANGE CHARTRUESE
 FLOURESCENT PINK WHITE



ASK YOUR DEALER OR ORDER DIRECT

CALL 1-800-233-0545 FAX (913) 594-2330

MASTER CARD OR VISA

FREIGHT FREE - CONT. U.S.A.

1100 10TH ST. BOX 666 BALDWIN, KANSAS 66006 USA

